



**Rockwell
Automation**

On the Move

Program Guide

July 13-14 • Worcester, MA

Learn more: <https://rok.auto/raotm-worcester-2022>

SPONSORED BY





On the Move

Welcome to the Rockwell Automation® on the Move™ event. This two-day event allows you to discover new manufacturing solutions through technical sessions and hands-on labs. With solutions for end users, equipment builders, system integrators and more, this event is a great educational opportunity for you and your company.

At this year's event you will discover The Connected Enterprise through linking intelligent assets and optimizing industrial operations to make you more globally competitive and productive.



get answers

43

TECHNICAL SESSIONS

60-minute technical sessions. Hear from industry experts discussing ways to modernize your operations and streamline processes.

19

HANDS-ON LABS

90-minute labs that allow you to work hands on with Rockwell Automation products.

get inspired

37+
EXHIBITORS



NETWORK

With industry application and technology leaders

earn credits



EARN PROFESSIONAL DEVELOPMENT HOURS (PDH) CREDITS

Attend classes to get certificates of completion

go digital



PLAN YOUR DAY

Download the EVENTS ROK mobile app from your app store!

Login using your email address you used to register to attend this event.



**Rockwell
Automation**

On the Move

register today

<https://rok.auto/raotm-worcester-2022>

For more information, contact your local distributor or Madison Coburn at Madison.Coburn@rockwellautomation.com

Wednesday, July 13 and Thursday, July 14

	GRAND BALLROOM SOUTH A	GRAND BALLROOM CENTRE A	GRAND BALLROOM NORTH B	GRAND BALLROOM SOUTH B	GRAND BALLROOM NORTH A
7:30 AM	Registration and show floor open				
8:00 AM	HOL02 - Studio 5000 Logix Designer® Application: Basic Lab	HOL15 - System Design - PlantPAx® 5.0 - New Controllers and Workflows for Process Control	HOL13 - RA Foundations: Drives	HOL11 - RA Foundations: Networks	CHOL51 - Introduction to FactoryTalk Edge Gateway
9:30 AM	Visit show floor				
10:00 AM	HOL24 - Designing Machine-level HMI with PanelView™ 5000 and Studio 5000 View Designer®: Basic Lab	HOL16 - System Implementation - FactoryTalk® Batch v14 - Applications Development Lab	HOL25 - Distributed HMI with FactoryTalk® View Site Edition: Basic Lab	HOL19 - Integrated Architecture® Tools: Integrated Architecture® Builder and ProposalWorks™: Basic Lab	HOL26 - ThinManager®: Engineered for Results
11:30 AM	Lunch and visit show floor				
1:00 PM	HOL01 - Studio 5000 Logix Designer® Application: Advanced Lab	HOL17 - System Implementation - PlantPAx® 5.0 - Applications Development Lab	HOL14 - RA Foundations: Motion	HOL11 - RA Foundations: Networks	HOL27 - Taking your ThinManager® Deployment to the Next Level
2:30 PM	Visit show floor				
3:00 PM	HOL23 - Designing Machine-level HMI with PanelView™ 5000 and Studio 5000 View Designer®: Advanced Lab	HOL20 - Studio 5000® Application Code Manager Project Execution and Library Management	HOL03 - Design for Micro Control with Connected Components Workbench™ Software	HOL18 - Introduction to the Design and Implementation of FactoryTalk® Security in a Control System	CHOL50 - Notifications and Taking Action Using IoT Data with FactoryTalk® InnovationSuite
4:30 PM	Distributor hospitality - visit show floor				

Wednesday, July 13 and Thursday, July 14

	MEETING ROOM A	MEETING ROOM B	MEETING ROOM C	MEETING ROOM D
7:30 AM	Registration and show floor open			
8:00 AM	PT19 - What's New from Rockwell Automation	PT35 - Augmented Maintenance and Safety for Intelligent Motor Control Centers	PT65 - OEM and Solution Provider Solutions	CT502 - MES Helps Scale Up Production of Temperature Sensitive Life Saving Pharmaceuticals
9:00 AM	Visit show floor			
9:30 AM	PT23 - What's New in PlantPAx®	PT59 - Expand Your Smart Machine Capability with Robot Integration	PT53 - Micro Control: More than a PLC, It's a Smart System	PT21 - Improve Your Control System Defense-in-Depth Security with CIP Security (PART1)
10:30 AM	Visit show floor			
11:00 AM	PT20 - What's New in PowerFlex Drives	PT66 - Modernize Your Control System and Improve Productivity	PT34 - Help Reduce Cost, Downtime and Injuries with Safety System Connectivity	PT54 - Understand the Effect of CIP Security on Your Control System (PART 2)
12:00 PM	Lunch and visit show floor			
1:00 PM	PT26 - What's New in Control Hardware and Design Software	PT24 - Smart Devices: The Eyes and Ears of Your Smart Machine	PT29 - Five Simple Ways SaaS Cloud Technology Will Help Transform How You Work	PT42 - MTP (Module Type Package) Standard
2:00 PM	Visit show floor			
2:30 PM	PT22 - Top 10 Security Threats	PT27 - Address the Changing Market with a Scalable Control System	PT67 - Unlock New Insights and Efficiencies with Digital Engineering	PT48 - Product Registration: Claim What's Yours
3:30 PM	Visit show floor			
4:00 PM	CT503 - iSERV, a Scalable, Modular, and State-of-the-Art IoT Solution for OEMs	CT501 - Asset Management: Planning, Budgeting, and Risk Mitigation	CT504 - Chasing Production Performance	PT02 - Adapting Manufacturing Cyber Defenses to Industry 4.0

Wednesday, July 13 and Thursday, July 14

	MEETING ROOM E	JR. BALLROOM A	JR. BALLROOM B
7:30 AM	Registration and show floor open		
8:00 AM	CT500 - Endress+Hauser - Ethernet to the Field of Process Plants with Ethernet-APL	PT72 - Revolutionize Your Operations with a Modern Maintenance Program	PT55 - The Autonomous Enterprise: How AI is advancing Automation to Autonomy
9:00 AM	Visit show floor		
9:30 AM	PT69 - A System Approach to Choosing Your Process I/O	PT33 - Modernizing Knowledge Capture for Industrial Operations	PT36 - Scalable Asset Inventory Management: There's Got To Be a Better Way
10:30 AM	Visit show floor		
11:00 AM	PT25 - Digital Transformation with PlantPax DCS	PT73 - Achieve Your Objectives with Rockwell Automation HMI Solutions	PT31 - IT/OT Convergence 2.0: Our Vision for Industrial Analytics
12:00 PM	Lunch and visit show floor		
1:00 PM	PT68 - Process Functionality Native to Controllers	PT30 - FactoryTalk® Energy Manager: A Scalable Approach to Energy Monitoring in Context to Production	PT32 - MES: The Value of a Cloud Solution to Drive Digital Transformation
2:00 PM	Visit show floor		
2:30 PM	PT37 - Rapid Deployment of PlantPax® Solution-in-a-Box for Discrete and Process Manufacturing Control Architectures	PT28 - Remote Access for Industrial Control Equipment	PT57 - Enterprise Traceability: A Way for IT to Leverage OT Data
3:30 PM	Visit show floor		
4:00 PM	PT58 - Introduction to the Rockwell Automation Library of Process Objects	PT61 - Driving Continuous Improvement with Plex Systems Production Monitoring	PT40 - Keeping Your Facility Operating with Corrosive Gas Protection

HOL01 – Studio 5000 Logix Designer® Application: Advanced Lab: So you've got the basics, now let's take it to the next level with this advanced Logix session. This pick-and-choose lab will allow you to explore topics of interest and quickly see how capabilities add the most value to your design. By the end of this session, you will be on your way to becoming an expert.

HOL02 – Studio 5000 Logix Designer® Application: Basic Lab: Are you new to Logix programming or want a quick refresher on the basics? This session will provide an overview of the core capabilities offered in the Studio 5000 Logix Designer® application and highlight the importance of good design practices. Mastering these fundamentals will ensure a good design and prepare you for the advanced session.

HOL03 – Design for Micro Control with Connected Components Workbench™ Software: Experience basic programming of a Micro800™ controller. Learn Connected Components Workbench™ software capabilities such as similar workflows to RSLogix 500® and Studio 5000 Logix Designer® applications, instruction library toolbar and Logix theme programming environment. Discover how to develop and test programs with the Micro800™ Simulator. Plus, see your digital engineering lab come to life via a virtual bottle filling machine.

HOL11 – RA Foundations: Networks: RAF Networks includes three labs:

- Initial Setup of the Stratix Switch lab: Express Setup and basic configuration using the Device Manager web interface, focusing on the commissioning of the Stratix switch before installing into production;
- Basic Stratix Switch and EtherNet/IP Features in Converged Plantwide Ethernet (CPwE) Architectures lab: Stratix Add-On Profiles (AOP) and tags in the Studio 5000 Logix Designer, Stratix diagnostic faceplates for FactoryTalk View SE, Device Level Ring (DLR), DLR DHCP;
- Stratix 2500 Lightly Managed Switch lab: Device Manager web interface, integration into Studio 5000 Logix Designer, FactoryTalk View SE faceplates

HOL13 – Basic Drives Programming: Learn the basics of drive configuration and programming using PowerFlex® 525 AC and PowerFlex® 755 AC drives. Attendees will configure these drives using Connected Components Workbench™ software and the Studio 5000® Logix Designer application. This lab will show how Premier Integration enhances the use of PowerFlex® AC drives with ControlLogix® and CompactLogix™ controllers and other Allen-Bradley® products. You will also learn about the Automatic Device Configuration (ADC) feature for PowerFlex® drives in the Studio 5000® environment.

HOL14 – Integrated Motion on EtherNet/IP: Are you involved in the implementation of motion systems? With this pick-and-choose experience, you can familiarize yourself with the foundational concepts for implementing an Integrated Motion solution. If you are already familiar with the core concepts, you can take your learning to the next level by exploring additional topics for programming or troubleshooting a motion application. Upon completion of this experience, you'll be accustomed to the tools, techniques and features that are available for successful implementation of an integrated motion system.

HOL15 – System Design – PlantPax® 5.0 – New Controllers and Workflows for Process Control: PlantPax® 5.0 system design lab integration workstations, servers and controllers for implementation teams designing process control applications.

HOL16 – System Implementation – FactoryTalk® Batch v14 – Applications Development Lab: Discover new workflows and tools to gain better control over batching applications that improve yield, efficiencies and reporting.

HOL17 – System Implementation – PlantPax® 5.0 – Applications Development Lab: PlantPax® 5.0 application design lab explores the workflows required to operate process control applications using modern technologies.

HOL18 – Introduction to the Design and Implementation of FactoryTalk® Security in a Control System: Learn how to design and build a FactoryTalk® Security infrastructure to secure and manage access and resources in your control system. In this lab you will learn how to: configure FactoryTalk® Security for the first time after a default installation; configure users and groups, system policies, and secured actions in the FactoryTalk® Administration Console to manage access control and permissions; and have an opportunity apply basic security restrictions to Studio 5000 Logix Designer® projects. Topics include introduction to FactoryTalk® Directory, user/group management, setting security policies in the FactoryTalk® Directory, and understanding single sign on.

HOL19 – Integrated Architecture® Tools: Integrated Architecture® Builder and ProposalWorks™: Basic Lab: In this training, you will develop basic competency in using Integrated Architecture® Builder (IAB) and ProposalWorks™ (PW). IAB will be used to validate the controller selection and EtherNet/IP performance. PW will be used to combine the bill of materials of IAB selections, add additional products, creating a final report that includes pricing, product certifications and other supplemental materials.

HOL20 – Studio 5000® Application Code Manager Project

Execution and Library Management: Quickly build your automation projects using the Rockwell Automation® Application Code Manager. This lab will provide you the opportunity to create project content by selecting library objects (control modules, equipment's modules, etc.) and providing configuration data, such as object name and description (i.e. V100, Tank 100 Inlet Valve), equipment setpoints, control interlocks, conditional inclusion (i.e. has diagnostics), etc. Once all the configuration, not programming, is provided you will initiate a project build (ACD file) that you will be able to download to a controller to run. In addition, this lab will provide you the opportunity to create a new library object that includes Logix, FactoryTalk® View SE, FactoryTalk® Historian and FactoryTalk® Alarms and Event content. Work with ACM Library Designer and Library Object Manager to build and publish library objects into the ACM database. Create highly parameterized library objects for modular reuse and flexibility.

HOL23 – Designing Machine-level HMI with PanelView™ 5000 and Studio 5000 View Designer®: Advanced Lab: Learn how to take advantage of the more powerful, advanced capabilities of the PanelView™ 5000 terminals and Studio 5000 View Designer® software. Topics you'll explore include creating add-on graphics, using custom press/release actions, customizing pre-defined project content, using advanced features of state tables, configuring custom element-based security, and showing content in multiple languages. You will also learn about recent features such as data logging and historical trending, remote access with VNC, and viewing PDF documents. Suggested prerequisite: Introductory Lab for Designing Machine Level HMI with PanelView™ 5000 and Studio 5000 View Designer®.

HOL24 – Designing Machine-level HMI with PanelView™ 5000 and Studio 5000 View Designer®: Basic Lab: Learn how easy it is to create, download and run a PanelView™ 5000 graphic terminal project using Studio 5000 View Designer® software. This introductory lab covers tasks such as setting up a project, creating screens, animating graphic elements, setting up navigation, setting up basic security, taking advantage of pre-defined project content, testing a project and downloading to a terminal.

HOL25 – Distributed HMI with FactoryTalk® View Site Edition: Basic Lab: If you are new to FactoryTalk® View Site Edition, or just need a refresher on the basics, this hands-on lab allows you to learn about the basic capabilities and features of the FactoryTalk® View Site Edition application. Topics include creating an application, working with displays, working with tags, testing and running the application, applying graphic animations and creating trends.

HOL26 – ThinManager®: Engineered for Results: This lab is a guided tour of ThinManager® to learn how to solve some of the most common manufacturing challenges. You will explore how ThinManager reduces total cost of ownership, enables a productive workforce, reduces unexpected downtime, and secures the plant floor. This partially pre-configured lab allows for maximum exposure to the wide variety of functionality ThinManager offers to maximize your operation's productivity and security.

HOL27 – Taking your ThinManager® Deployment to the Next Level: This lab provides a flexible workflow with options to build a ThinManager® deployment from core functionality or dive directly into advanced capabilities of the product. Foundational functionality as well as a variety of advanced features, including redundancy, load-balancing, firewall permissions, advanced security, Active X, Virtual Screens, geofencing, troubleshooting and more are covered in this lab.

CHOL50 – Notifications and Taking Action Using IoT Data with FactoryTalk® InnovationSuite: Providing operators, managers and engineers with relevant and timely information regarding operational status of their equipment is fundamental in achieving efficient, world-class operations. In this lab, you will learn about the various techniques used to notify users of various situations that require immediate action. You will leverage ThingWorx and ThingWorx Flow in order to generate notifications. Don't wait for things to happen – take action!

CHOL51 – FactoryTalk® Edge Gateway™: Drive IT/OT Convergence with Contextualization at Edge: FactoryTalk® Edge Gateway™ simplifies and automates collection, contextualization and organization of industrial data across machines, devices and assets with proprietary FactoryTalk® Smart Object™ capability. Join us in this lab to learn how to unlock enterprise-level insights from your industrial data.

PT02 – Adapting Manufacturing Cyber Defenses to Industry

4.0: In this session, we will examine the industrial cybersecurity implications of manufacturers' transition toward the connected IIoT "smart factory." We will put highly discussed but often misunderstood smart-factory buzzwords into perspective to help you better understand what's needed to adapt your industrial cybersecurity strategy as the business adapts its strategy in light of Industry 4.0.

PT19 – What's New from Rockwell Automation: Get the inside scoop on the latest hardware and software releases from Rockwell Automation. This session covers the newest Rockwell Automation and Allen-Bradley® products and FactoryTalk® software, our latest acquisitions and much more.

PT20 – What's New in PowerFlex Drives: Learn how the PowerFlex® family of drives deliver the latest capabilities in motor control, security, safety, TotalFORCE® technology and predictive diagnostics to keep your production running. This session covers the newest PowerFlex® drives, including the PowerFlex® 755TS drive, Armor PowerFlex® for On-Machine™ applications and the latest medium voltage PowerFlex 6000T drive.

PT21 – Improve Your Control System Defense-in-Depth Security with CIP Security (PART 1): Help your devices to protect themselves from malicious attacks focusing on authenticity, integrity and confidentiality with CIP Security. This session explores how introducing additional security measures can impact your control system performance and operational productivity. (This is part 1 of a 2 part session. Second session is PT54)

PT22 – Top 10 Security Threats: Cybercriminals are on their own digital transformation journey, and trends like remote work, IoT and cloud initiatives are giving hackers new opportunities to infiltrate your organization by expanding the attack surface. Learn the critical elements, approaches and strategies needed to help you defend against the greatest security threats.

PT23 – What's New in PlantPAx: Discover the latest updates with the newly released PlantPAx® 5.1. This session discusses how this modern plant-wide approach that scales from skids to large operations provides actionable information for data driven decision-making across your enterprise. Learn how this will help streamline projects and reduce engineering efforts.

PT24 – Smart Devices: The Eyes and Ears of Your Smart

Machine: Digital transformation is not just about new technologies. It is about using those technologies to stay modernized while gaining operational benefits. Knowing about issues before they happen and what to do about them helps manufacturers reduce downtime. With smart devices and I/O, you can get insight to what is happening on the plant floor at any given moment, and use this information to improve processes and schedule maintenance to help prevent unexpected shutdown.

PT25 – Digital Transformation with PlantPAx DCS: Learn how to digitally transform your PlantPAx® system with increased connectivity and improved insights. This session includes demonstrations to illustrate how you can bring to life live and historical data with feature-rich dashboards and how augmented reality can simulate actionable faults and analytics.

PT26 – What's New in Control Hardware and Design Software: What are the latest developments and what do they mean to your business? Highlights our latest HW controls and Design SW advancements.

PT27 – Address the Changing Market with a Scalable Control System: Discover how to optimize your operations by leveraging four core tenets: transform and adapt with simplified solutions; attain desired business outcomes faster; streamline production and maintain compliance; and stay continuously supported. A Rockwell Automation® scalable control system provides a holistic approach that factors in a combination of industry-leading products, resources and knowledge to deliver an agile solution, which is customizable, interconnected and easily modifiable.

PT28 – Remote Access for Industrial Control Equipment: Get a first-hand look at the newly released Stratix® 4300 router for remote access of industrial equipment. This session includes a live demo that steps through how to create a remote connection to the Stratix 4300 and the remote equipment by accessing the FactoryTalk® Remote Access™ from FactoryTalk® Hub™ platforms. Additional discussions will focus on the various tiers of remote access, design considerations and review of use cases.

PT29 – Five Simple Ways SaaS Cloud Technology Will Help Transform How You Work: We're accelerating our cloud vision and we want you to join us! Discover how to achieve results faster and easier with FactoryTalk® Hub™ simplifying system design, operation and maintenance so you can work smarter and more efficiently toward your goals.

technical sessions

PT30 – FactoryTalk Energy Manager: A Scalable Approach to Energy Monitoring in Context to Production: The 2020 Deloitte and Manufacturers Alliance for Productivity and Innovation Smart Manufacturing Ecosystems Study identified that 80% of manufacturers surveyed are investing in plant consumption and energy management use cases for the smart factory. Join this session for an in-depth overview of the benefits and capabilities of FactoryTalk® Energy Manager and how our design can enable customers to establish the required connectivity, scale and outcome-based impact to achieve their digitization and sustainability goals.

PT31 – IT/OT Convergence 2.0: Our Vision for Industrial Analytics : Digital transformation is bringing IT/OT closer using flexible common information models that can be used for different types of IT applications and business outcomes. Learn how Rockwell Automation is delivering on this promise with customer use cases from various industries, and how our strategic vision of industrial analytics capabilities will shape IT/OT convergence 2.0.

PT32 – MES: The Value of a Cloud Solution to Drive Digital Transformation: Explore the capabilities of Plex MES - the newest member of the Rockwell Automation portfolio of industrial solutions. This battle-hardened, cloud-native SaaS-based manufacturing solution can help you transform your operation and overcome today's labor and supply chain challenges. Learn how this solution can make you more agile through quick deployment, accessible data, innovative and automation features and faster ROI.

PT33 – Modernizing Knowledge Capture for Industrial Operations: The baby-boomer workforce is retiring and taking decades of crucial company knowledge with them. Learn how manufacturers are avoiding this knowledge crisis by implementing modern software and digital technologies to easily and efficiently capture and preserve operational knowledge for the future.

PT34 – Help Reduce Cost, Downtime and Injuries with Safety System Connectivity: Keep workers safer and more productive with smart safety. See the latest safety capabilities in a streamlined Logix architecture, the use of AOPs for safety services, design requirements for integrating GuardLink™ technology and CIP safety enabled devices, and the overall impact to safety system integrity.

PT35 – Augmented Maintenance and Safety for Intelligent Motor Control Centers: Motor control centers (MCCs) are responsible for running a large portion of the equipment in your plant - and when the equipment stops running effectively, the financial losses can be significant. Join this session to learn how our augmented maintenance and safety offering can help you reduce production costs, improve the effectiveness of your workforce and help you meet your safety goals.

PT36 – Scalable Asset Inventory Management: There's Got To Be a Better Way: While critical to operations, asset management can be a costly and never-ending task. Our Asset Inventory Manager application provides a central repository with an enterprise-wide view of control system assets by integrating automated inventory agents, offline files and inventory data (plus lifecycle information!). See how this scalable solution can help boost your productivity.

PT37 – Rapid Deployment of PlantPax Solution-in-a-Box for Discrete and Process Manufacturing Control Architectures: Learn how to compress one week of deployment time down to one day with PlantPax® Solution-in-a-Box. Join Stratus Technologies as they demonstrate how companies, machine builders and Systems Integrators can rapidly scale and simplify small to midsized systems within discrete and process industries.

PT40 – Keeping Your Facility Operating with Corrosive Gas Protection: Help protect your hardware from corrosive gas exposure. This session discusses how we deploy new protection (XT) to PowerFlex® 755TL, TR, TM and PowerFlex® 755TS drives to offer greater defense against corrosion and improve longevity in these tough environments.

PT42 – MTP (Module Type Package) Standard: Learn the latest progress update on the MTP (Module Type Package) standard. Join us to discuss what's new and how it further enables rapid integration of skids/modules in the emerging world of open process automation architectures.

PT48 – Product Registration: Claim What's Yours: Protect your investment in Rockwell Automation products by registering them through the myRockwellAutomation portal. Learn more about this beneficial service and how to prolong your value through extended warranties, access to product documentation and more.

technical sessions

PT53 – Micro Control: More than a PLC, It's a Smart System:

Think micro control is just for small applications? Think again. Our micro control system – right-sized controllers, HMI's, drives, and other devices offer more options, flexibility and cost-savings. Discover customizable architectures that can solve different applications with shorter time to market and lower cost to develop and deploy. And, how it's possible with one development software to program and configure with ease.

PT54 – Understand the Effect of CIP Security on Your Control System (PART 2): Introducing security to the plant-floor is often being perceived as difficult and disruptive, but it's not. This session includes a demonstration of how modern software and innovative hardware can bring network security to your control system and discusses the practical aspects of control system security policy management. (This is part 2 of a 2-part session. PT21 is a prerequisite.)

PT55 – The Autonomous Enterprise: How AI is advancing Automation to Autonomy: Data-rich and digitally savvy industrial manufacturers are capitalizing on AI initiatives to improve autonomy in manufacturing operations. Learn how companies are augmenting their legacy control strategies with prescriptive machine learning capabilities that achieve greater production throughput and yields.

PT57 – Enterprise Traceability: A Way for IT to Leverage OT Data: Learn how the partnership of Rockwell Automation and Kezzler provides enterprise traceability for supply chain transparency and a consumer driven augmented product experience. By aggregating serialization information, we are empowering large corporations to interact with consumers differently, meet regulatory demands, increase ESG-related initiatives, and help protect against counterfeit product.

PT58 – Introduction to the Rockwell Automation Library of Process Objects: The Rockwell Automation® Library of Process Objects helps you quickly develop process solutions with rich functionality and known performance. In this session, we demonstrate how to build a control strategy using library objects. You will walk away understanding the value of using the library to develop process solutions.

PT59 – Expand Your Smart Machine Capability with Robot Integration: Discover a faster, simpler way to unleash the power of robots in production when you work with Rockwell Automation. Our robot integration solutions can help accelerate deployments, ease access to analytics and simplify overall operations. Join us to learn the full potential of robots – from reduced safety risks to greater productivity, flexibility and efficiency.

PT61 – Driving Continuous Improvement with Plex Systems

Production Monitoring: Optimizing production efficiency and continuous improvement are critical to manufacturing success. Doing it well means collecting accurate data, in real time, in a way that allows people to easily act on it with solutions that are fast to implement, flexible to tailor and deliver straightforward dashboards. Plex Production Monitoring is one of a suite of applications that provides seamless connectivity to machines on the plant floor, delivering transparent, real-time operational KPIs to drive continuous improvements.

PT65 – OEM and Solution Provider Solutions: Leading-edge technology provides cost-effective solutions. Compact 5000™ I/O for demanding high-speed applications. HART modules for Point and CompactLogix™ provide process solutions. Channel-to-channel isolation and high-density I/O on Micro800™ lowers the total cost and saves rack space. With I/O on ten Rockwell Automation platforms, Spectrum Controls helps OEMs and solution providers meet their goals.

PT66 – Modernize Your Control System and Improve

Productivity: Your legacy control system has served you well, and the last thing you want to do is invest additional money to simply continue operation. Instead, you want better performance, increased capacity, improved productivity and enhanced security. Discover how you can modernize your system to access the latest technology across operations and achieve these desired business outcomes.

PT67 – Unlock New Insights and Efficiencies with Digital

Engineering: Join us to learn how digital engineering can be used in every stage of a project: from initial prototyping and design to commissioning and production. See how you can save time and money by testing and improving your designs before beginning production.

PT68 – Process Functionality Native to Controllers: For hybrid and process industries, reducing system complexity and overall costs are important throughout the plant lifecycle. Learn about new process functionality native to controllers, cyber-secured architectures and improved system availability and workflows.

PT69 – A System Approach to Choosing Your Process I/O: Do you need a more reliable process system offering? Learn how PlantPAx® recommends tackling the most stringent process system redundancy requirements by utilizing redundant components and protocols from controller and I/O redundancy, network design up to the software infrastructure.

PT72 – Revolutionize Your Operations with a Modern

Maintenance Program: Modern, cloud-based computerized maintenance management systems (CMMS) are helping maintenance and operations teams get organized, crush their goals and scale faster. Learn how a CMMS can help you stay on top of day-to-day maintenance operations and automatically trigger work on the plant floor.

PT73 – Achieve Your Objectives with Rockwell Automation HMI

Solutions: Achieving manufacturing objectives while planning for digital transformation is a challenge. You need modern, secure machine control with increased uptime, quality and cost efficiency, while future planning by collecting contextualized operations data – locally or in the cloud. Learn how a well-planned visualization system can enable growth and efficiency today, while preparing your plant for the flexible operations and analytics of the future.

CT500 – Endress+Hauser – Ethernet to the Field of Process

Plants with Ethernet-APL: One of the decisive factors for digital transformation is the connectivity of the field level for seamless data access of the smart instrumentation. With the Advanced Physical Layer for Ethernet this connectivity is optimally supported.

CT501 – Asset Management: Planning, Budgeting and Risk

Mitigation: Asset Management as a systematic process, can encompass many different topics within the operation of a facility or system. The basic principals of asset management are industry agnostic and relate to any operation that has physical assets that are repairable, important to the operation, or expensive. This discussion will go in-depth on how by using asset management principals, an operation can focus on justifying operational and capital budgets, enhancing utilization of labor resources, Increase the reliability of equipment, and creating a safer environment to work and train in. The tools utilized in asset management, including Data Collection and Computerized Maintenance Management Software (CMMS) will be discussed as well as proper implementation strategies.

CT502 – MES Helps Scale Up Production of Temperature

Sensitive Life Saving Pharmaceuticals: Ever wonder how vaccine manufacturing was scaled up safely and effectively over the past couple of years with tight temperature tolerances? Join this session to hear how manufacturing execution software helped maintained critical temperature requirements in the pharmaceutical industry.

CT503 – iSERV, a Scalable, Modular, and State-of-the-Art IoT

Solution for OEMs: iSERV, a scalable, modular, and state-of-the-art IoT solution for OEMs to increase customer satisfaction, service efficiency, and additional annual recurring revenue by providing remote monitoring, persona-based dashboards, AI/ML-based Predictive maintenance and Anomaly detection, alerts, self-guidance, remote collaboration through AR/VR, and smart intelligent ticket management system with tight integration to CRM.

CT504 – Chasing Production Performance: There is increasing pressure on operations and maintenance departments to get more production out of existing equipment. OEE is a metric that combines production, losses, and quality to evaluate equipment effectiveness. This presentation will describe various implementations of the ThingWorx Real Time Production Performance Monitoring (RTPPM) application that have been done by Transition Technologies for manufacturing customers. Additional discussion will include how data can be obtained even without connection to equipment.

go digital



PLAN YOUR DAY

Download the **EVENTS ROK** mobile app from your app store!

Login using your email address you used to register to attend this event.



PartnerNetwork™

For a current listing of participating PartnerNetwork™ members visit the event webpage:

<https://rok.auto/raotm-worcester-2022>



On the Move

July 13-14, 2022

DCU Center, Worcester, MA USA





Phone: 508-755-6800

LEARN MORE: <https://rok.auto/raotm-worcester-2022>



Sponsored by:



Connect with us.    

rockwellautomation.com — expanding human possibility®

AMERICAS: Rockwell Automation, 1201 South Second Street, Milwaukee, WI 53204-2496 USA, Tel: (1) 414.382.2000, Fax: (1) 414.382.4444

EUROPE/MIDDLE EAST/AFRICA: Rockwell Automation NV, Pegasus Park, De Kleetlaan 12a, 1831 Diegem, Belgium, Tel: (32) 2 663 0600, Fax: (32) 2 663 0640

ASIA PACIFIC: Rockwell Automation, Level 14, Core F, Cyberport 3, 100 Cyberport Road, Hong Kong, Tel: (852) 2887 4788, Fax: (852) 2508 1846

Allen-Bradley, CompactLogix, Connected Components Workbench, ControlLogix, expanding human possibility, FactoryTalk, FactoryTalk Edge Gateway, FactoryTalk Hub, FactoryTalk On-Machine, FactoryTalk Remote Access, FactoryTalk Smart Object, GuardLink, Integrated Architecture, Library of Process Objects, Micro800, PartnerNetwork, PanelView, PlantPAx, PowerFlex, ProposalWorks, RSLogix 500, Rockwell Automation, Rockwell Automation on the Move, Stratix, Studio 5000, Studio 5000 Logix Designer, Studio 5000 View Designer and ThinManager are trademarks of Rockwell Automation, Inc. Trademarks not belonging to Rockwell Automation are property of their respective companies.